

SIDE LOOK PACKAGE SOLID STATE LAMP

MSL-824SG

Description

The MSL-824SG is designed based on in an industry standard package for ease of handling and use.

The package is water clear epoxy within white plastic.

Package Dimensions

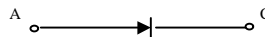
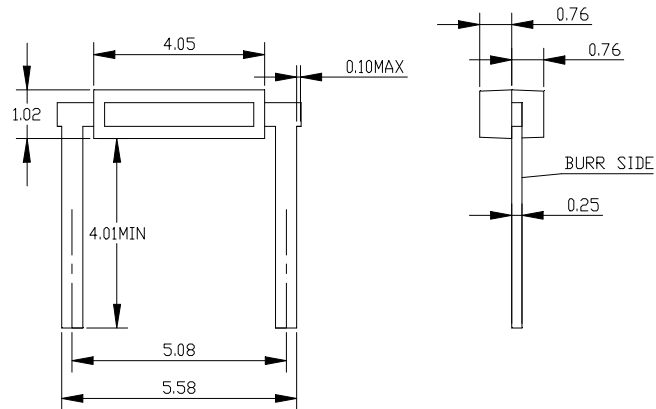
Units : mm

Applications

- LCD backlighting
- Symbol backlighting
- Front panel indicator

Features

- High performance
- Excellent chip to chip consistency
- High reliability



Notes :

1. All dimensions are in millimeters.
2. Tolerance is ± 0.1 mm unless otherwise noted.

Absolute Maximum Ratings

@ $T_A = 25^\circ\text{C}$

Parameter	Symbol	Maximum Rating	Unit
Power Dissipation	P_{ad}	100	mW
Continuous Forward Current	I_{af}	25	mA
Reverse Current($V_R=5V$)	I_R	10	μA
Operating Temperature Range	T_{opr}	-40°C to +85°C	
Storage Temperature Range	T_{stg}	-40°C to +85°C	
Lead Soldering Temperature 260°C for 5 second (2.0mm From Body)			

UNI

Unity Opto Technology Co., Ltd.

11/06/2000

Optical-Electrical Characteristics

@ T_A=25°C

PART NO	Color		Peak Wave Length λ_D (nm)	Spectral Halfwidth $\Delta\lambda$ (nm)	Forward Voltage @ I _F =20mA (V)		Luminous Intensity @ I _F =20mA (mcd)		Viewing Angle $2\theta_{1/2}$ (deg)
	Emitted	Lens			TYP	MAX	MIN	TYP	
MSL-824SG	Signal Green	Water Clear	505	30	3.5	4.0	175	260	110

Typical Optical-Electrical Characteristic Curves

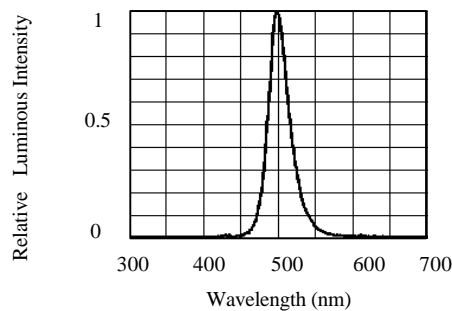


FIG.1 RELATIVE LUMINOUS INTENSITY VS. WAVELENGTH

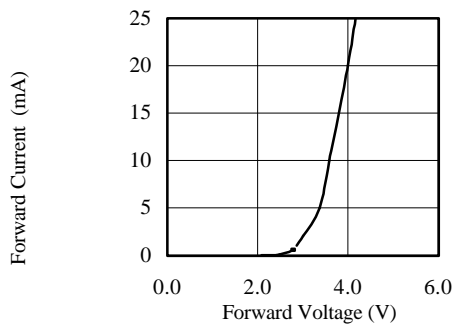


FIG.2 FORWARD CURRENT VS. FORWARD VOLTAGE

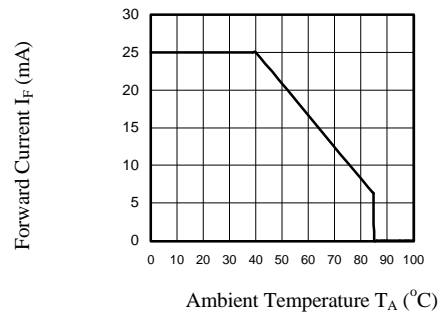


FIG.3 FORWARD CURRENT VS. AMBIENT TEMPERATURE

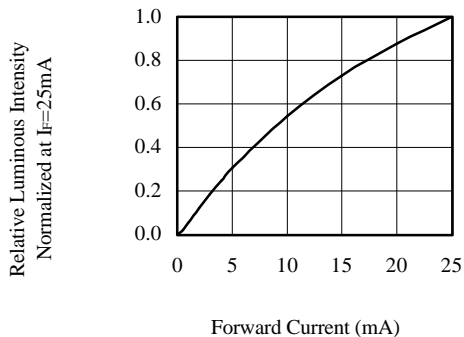


FIG.4 RELATIVE LUMINOUS INTENSITY VS. FORWARD CURRENT

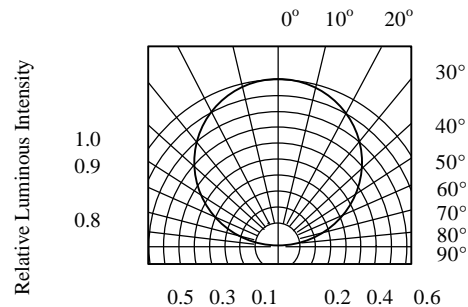


FIG.5 RADIATION PATTERN DIAGRAM